



Nikole Hahn

Digital Disciple-Making Coordinator

[n.hahn@worldventure.com](mailto:n.hahn@worldventure.com)

Lynn Garner, Digital Prayer Leader

Grace Church: [cvgrace.com](http://cvgrace.com)

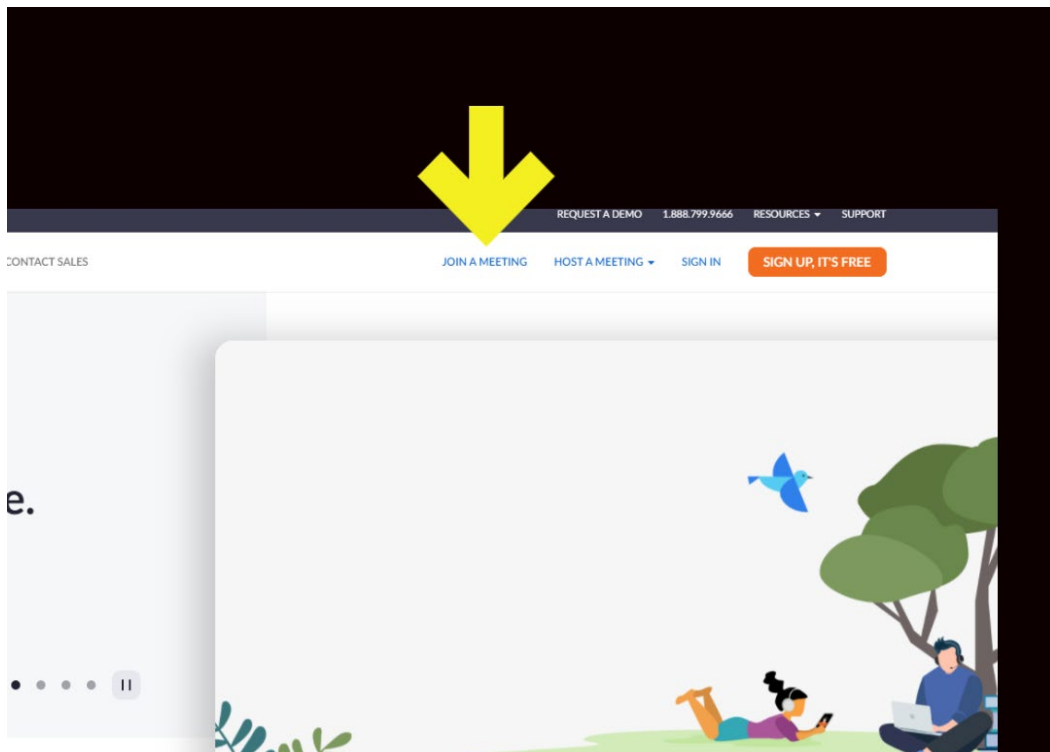
Grace Facebook Group: [facebook.com/groups/cvgrace](https://facebook.com/groups/cvgrace)

*Do not be anxious about anything, but in every situation, by prayer and petition, with thanksgiving, present your requests to God. – Philippians 4:6*

### **You are invited to join a live online event or pray by Zoom. Now what?**

An excellent video is [located here to learn how to join a Zoom meeting](#). If you are viewing this on a paper copy, you can request a pdf to be emailed to you from Nikole Hahn, making the blue link above clickable.

- The host sets up a meeting with the link and sends it to the participants either by email or by social media private message.
  - Click on the link to join at the appointed time. If you use your phone or tablet, the device will do most of the work making the connection.
- If the link is not working, send a message or email back to the host to ask for the Meeting ID.
  - You can join any Zoom meeting by going to [www.zoom.us](http://www.zoom.us), click on “join a meeting”, and enter the meeting ID.





Nikole Hahn

Digital Disciple-Making Coordinator

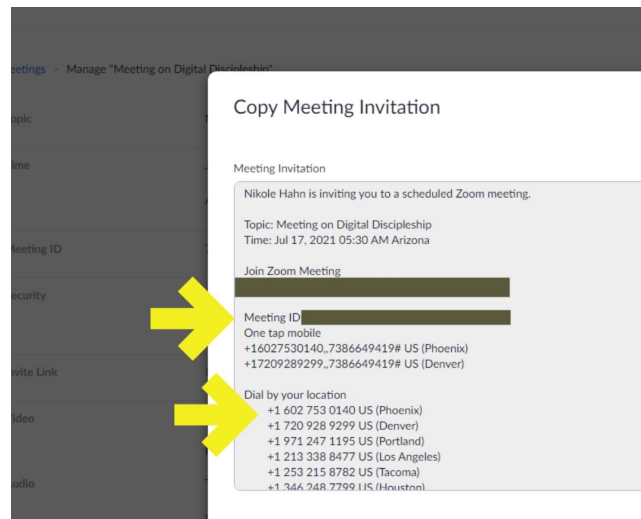
[n.hahn@worldventure.com](mailto:n.hahn@worldventure.com)

Lynn Garner, Digital Prayer Leader

Grace Church: [cvgrace.com](http://cvgrace.com)

Grace Facebook Group: [facebook.com/groups/cvgrace](https://facebook.com/groups/cvgrace)

- Click on “Open Zoom” (If the “Open Zoom” dialog box doesn’t appear, click on the blue “Launch” button in the browser.
- If you are unable to enter the Zoom meeting by this route, you can join by phone. This means, you cannot see who is in the meeting nor see any screen shares from the host.
  - You’ll need the Meeting ID.
  - Pick a phone number in your time zone area and dial it. Follow instructions.
  - Enter Meeting ID.



- Wait for host to let you in.

Nikole Hahn

Digital Disciple-Making Coordinator

[n.hahn@worldventure.com](mailto:n.hahn@worldventure.com)

Lynn Garner, Digital Prayer Leader

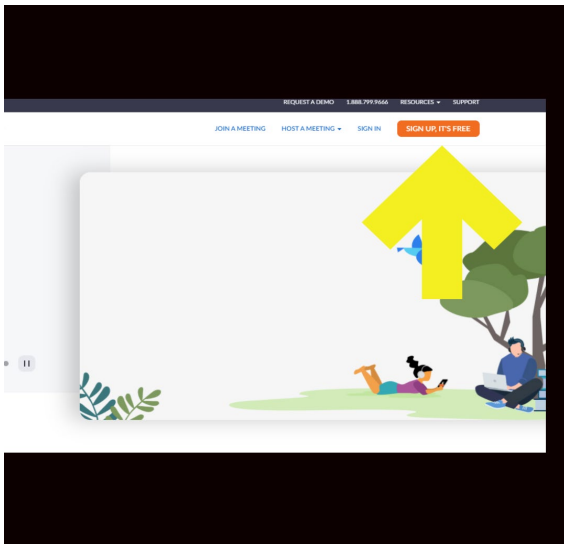
Grace Church: [cvgrace.com](http://cvgrace.com)

Grace Facebook Group: [facebook.com/groups/cvgrace](https://facebook.com/groups/cvgrace)

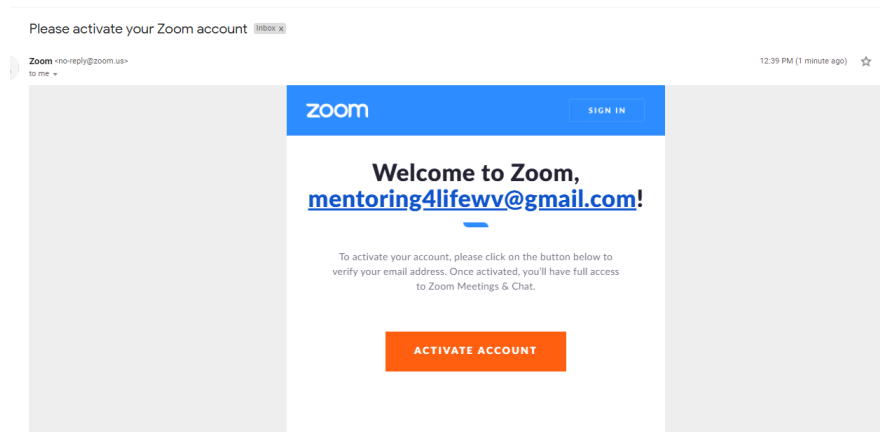
*Like cold water to a weary soul is good news from a distant land. – Proverbs 25:25*

**Your neighbor, friend, or family member wants to connect with you on Zoom, but it's up to you to host it. *Now what?***

1. Go to [zoom.us](https://zoom.us) and create an account.
2. Click on "Sign Up, It's Free"



3. Put your date of birth and hit continue.
4. Use an email address or your Google account.
5. Go to your email to find the activation email sent to you and click on activate account.





Nikole Hahn

Digital Disciple-Making Coordinator

[n.hahn@worldventure.com](mailto:n.hahn@worldventure.com)

Lynn Garner, Digital Prayer Leader

Grace Church: [cvgrace.com](http://cvgrace.com)

Grace Facebook Group: [facebook.com/groups/cvgrace](https://facebook.com/groups/cvgrace)

6. Skip the “Don’t Zoom Alone” screen.
7. Now you are enrolled in a Zoom account. Go to your account.
8. Let’s schedule a meeting.

### **Scheduling a Meeting:**

1. Set up the topic
2. Put in a description
3. Change to the date and time of the meeting.
4. How long is the meeting
5. Click on waiting room.
6. And the options.
  - a. Never click allow participants to join anytime.
  - b. Always click mute participants upon entry.
  - c. If you wanted to record your meeting, you can click automatically record.
7. Then hit save. Send the link

**Never send the whole invite to anyone. It can be confusing to them. Instead, just copy and paste the link in email or social media private message. If they cannot get on with the link, send them the phone number in their area code and the meeting ID. Instruct them to get on by phone. They can also get on by zoom.us and meeting ID. If your meeting includes a password, you’ll need to send them a password only if you are not sending a link.**

### **How can you use Zoom for friends, family, neighbors, or ministry?**

- **Online Bible Studies.** Pick out a study you like from Amazon or other shops, or go to Right Now Media, and choose a study you can lead. Set a time to meet each week on Zoom.
- **Prayer Groups.** Pick a time and schedule ahead all your Zoom links. Decide a theme. Use Youtube videos and save a list of videos to play for mediation.
- **Craft groups.** Use this to engage with your neighbors. Create an Eventbrite online event and advertise it in local Facebook groups. Send out the zoom link with a list of materials they will need and time and date to meet.
- **Sunday Schools.** Host a mid-week review of Sunday School for those who don’t attend on Sunday.
- **Puppet Shows on Zoom.** If you run a children’s ministry at your church, host an online puppet show, using zoom. <https://wakingword.org/>
- **One-on-One prayer.** Go to Zoom.us and learn how to use their tools, like “rooms” and “screen sharing” for more advanced ministry online.